

Troop 317

Life to Eagle Briefing

October 22, 2008



Agenda

Introduction	Chris Little John Morrow
Requirements and The Process	Luke Van Cleave
The E.S.L.S. Project: From A to Z	Chris Little
Summary and Closing Thoughts	Gregg Orangio



Purpose

Information

Expectation

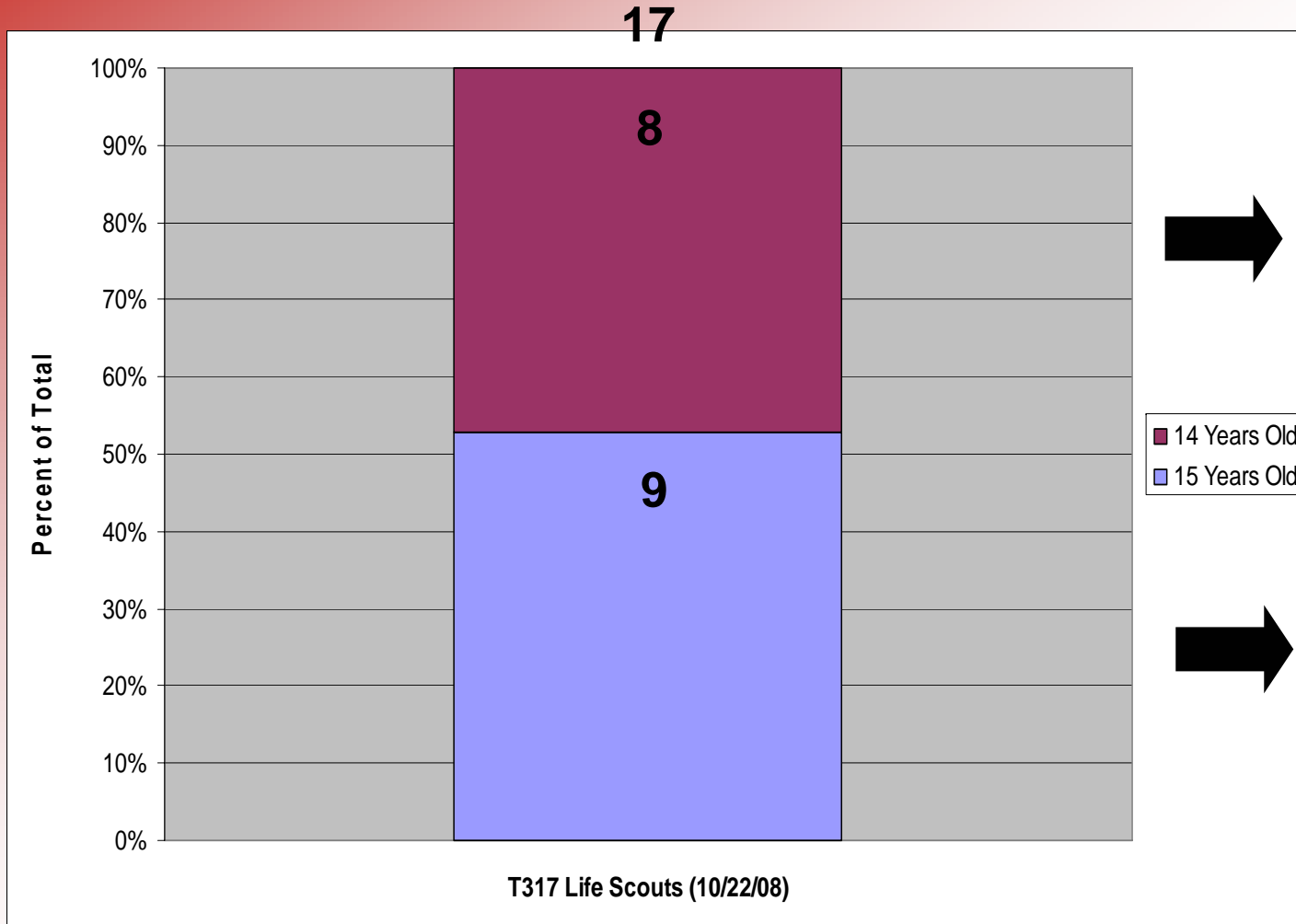
Encouragement

Motivation

Celebration



Life to Eagle: The Good News



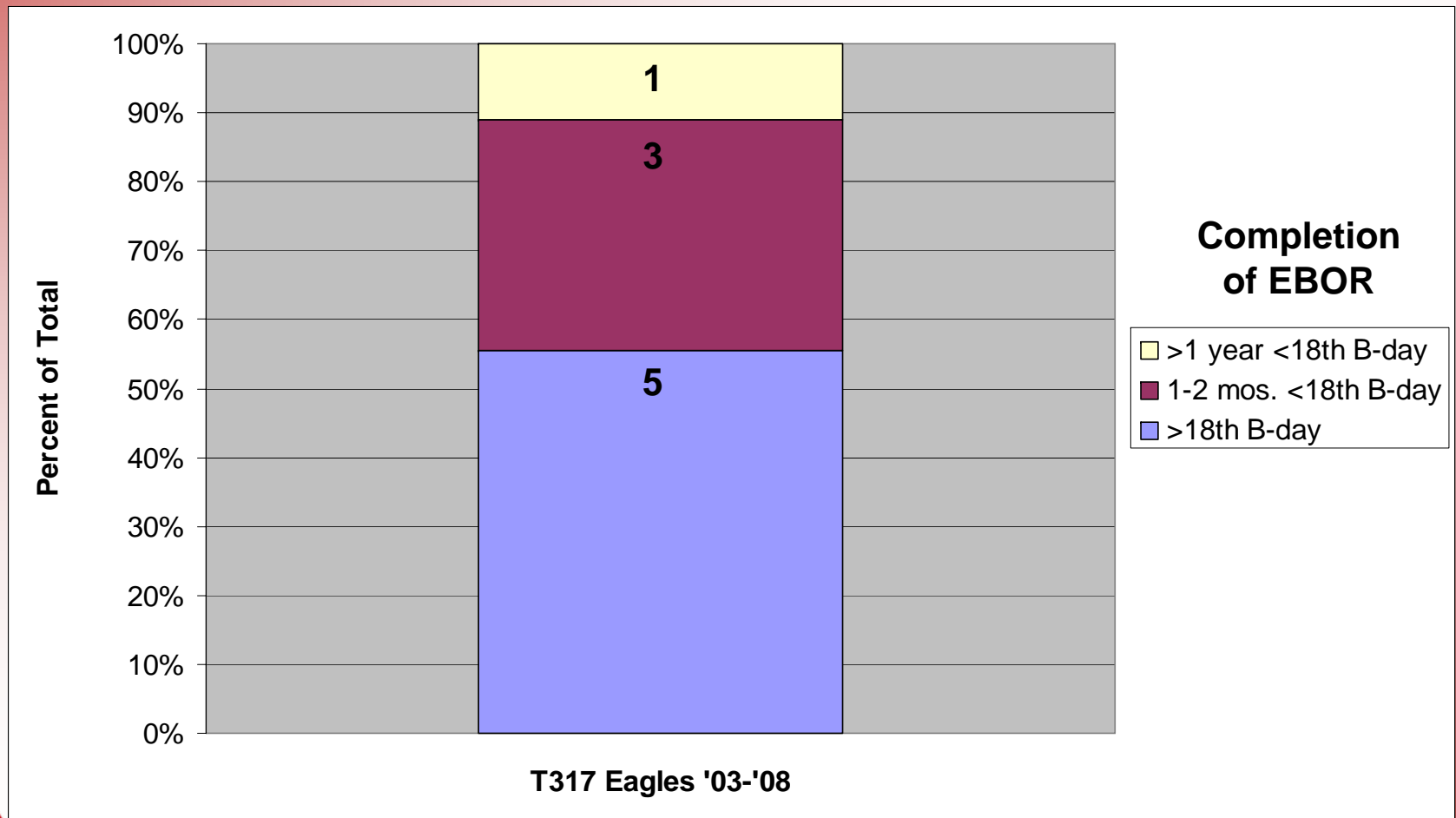
→ ~4 years to
18th Birthday...

→ ~3 years to
18th Birthday...



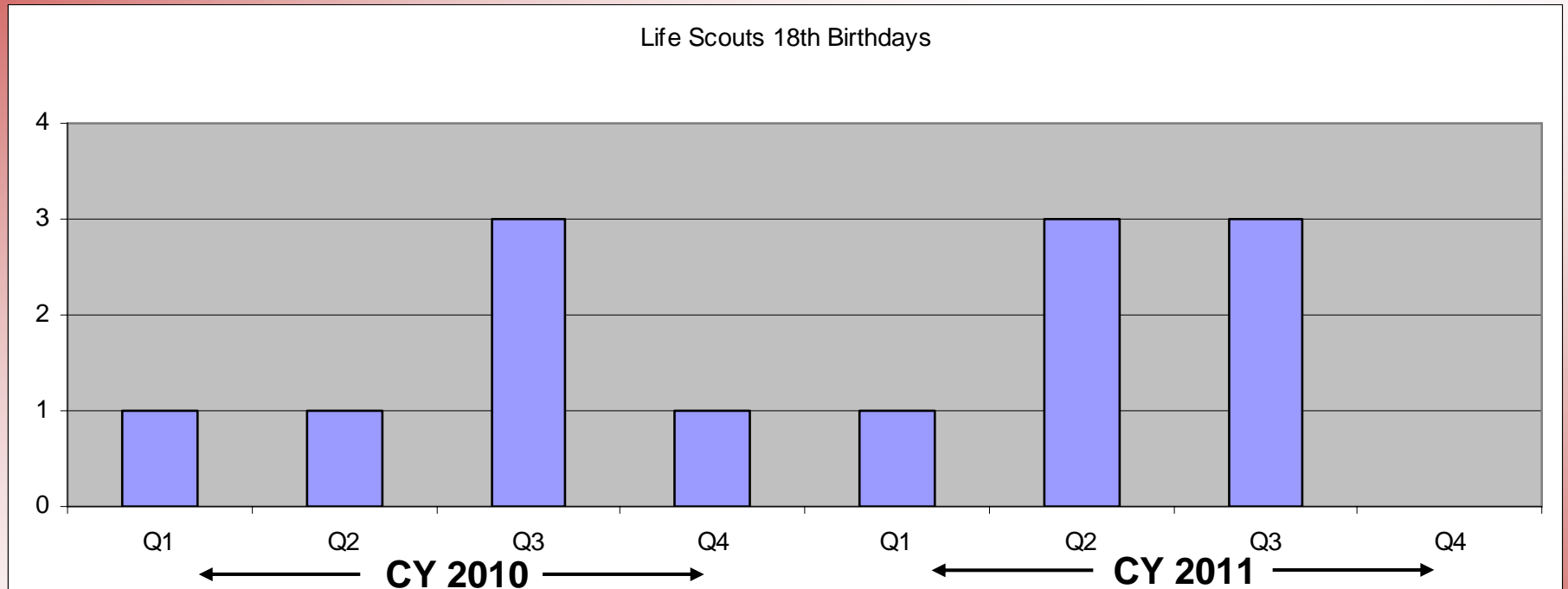
The Historical Challenge: Extreme Procrastination

9



Troop 317 Life to Eagle “Pipeline”


Need to Change the Process...



- '03-'08 Average T317 Eagles: <2/year
- 2010 Potential T317 Eagles: **6/year**
- 2011 Potential T317 Eagles: **7/year**



Right Behind 'Em



11 More STAR Scouts!



Troop 317 Life to Eagle: Key Next Steps

Increase the Capacity

- Greater Life Scout initiative/ownership
- Greater Parent involvement/encouragement
- Greater LTE Advisor training and equipping

Balance the Load

- Recognize the reality of finite resources (T317, Milton District...)
- Maximize distribution over months, quarters, years (2009?!)
- Flexibility in sequence of completing requirements (e.g. ESLSP before MBs...)



Insights from Scripture

For Scouts...

“Obey your leaders and submit to their authority. They keep watch over you as men who must give an account. Obey them so that their work will be a joy, not a burden, for that would be of no advantage to you.”

Hebrews 13:17

For Parents...

“Fathers, do not exasperate your children; instead, bring them up in the training and instruction of the Lord.”

Ephesians 6:4

For Troop 317 Adult Leaders...

“To the elders among you...be shepherds of God’s flock that is under your care, serving as overseers – not because you must, but because you are willing, as God wants you to be; not greedy for money, but eager to serve; not lording it over those entrusted to you, but being examples to the flock.”

1 Peter 5:1-3



Eagle Requirements and The Process



NEW Eagle Requirements (1/1/08)

1. Be active in your troop and patrol for at least 6 months as a Life Scout.
2. Demonstrate Scout spirit by living the Scout Oath (Promise) and Scout Law in your everyday life. List the names of individuals who know you personally and would be willing to provide a recommendation on your behalf, including parents/guardians, religious, educational, and employer references.
3. Earn a total of 21 merit badges (10 more than you already have), including the following: *12 Eagle MBs (10 specific plus 2: 1 of 2 and 1 of 3).*
4. While a Life Scout, serve actively for a period of 6 months in one or more of the following positions of responsibility: 13 options...
5. While a Life Scout, plan, develop, and give leadership to others in a service project helpful to any religious institution, school, or community. (The project should benefit an organization other than Boy Scouting.) The project idea must be approved by the organization benefiting from the effort, your Scoutmaster and troop committee and the council or district before you start. You must use the Eagle Scout Leadership Service Project Workbook, BSA publication No. 18-927, in meeting this requirement.
6. Take part in a Scoutmaster conference.
7. Successfully complete an Eagle Scout board of review.



Source: usscouts.org

Eagle Scout Rank Application

1. Letters of Recommendation (6, maximum).
2. “Statement of your ambitions and life’s purpose.”
3. “Listing of positions held in your religious institution, school...during which you demonstrated leadership skills. Include honors and awards.”
4. Secure signatures from unit leader and unit committee chair.
5. Atlanta Area Council reviews accuracy/completion and approves the application.
6. Milton District authorized to conduct an Eagle Board of Review (District level).
7. Completed package sent to National BSA for awards/records.



*The successful completion of the **Eagle Board of Review** constitutes the awarding of the rank of Eagle Scout (not the Scoutmaster Conference, not the approval of the application, not the Eagle Court of Honor...)*



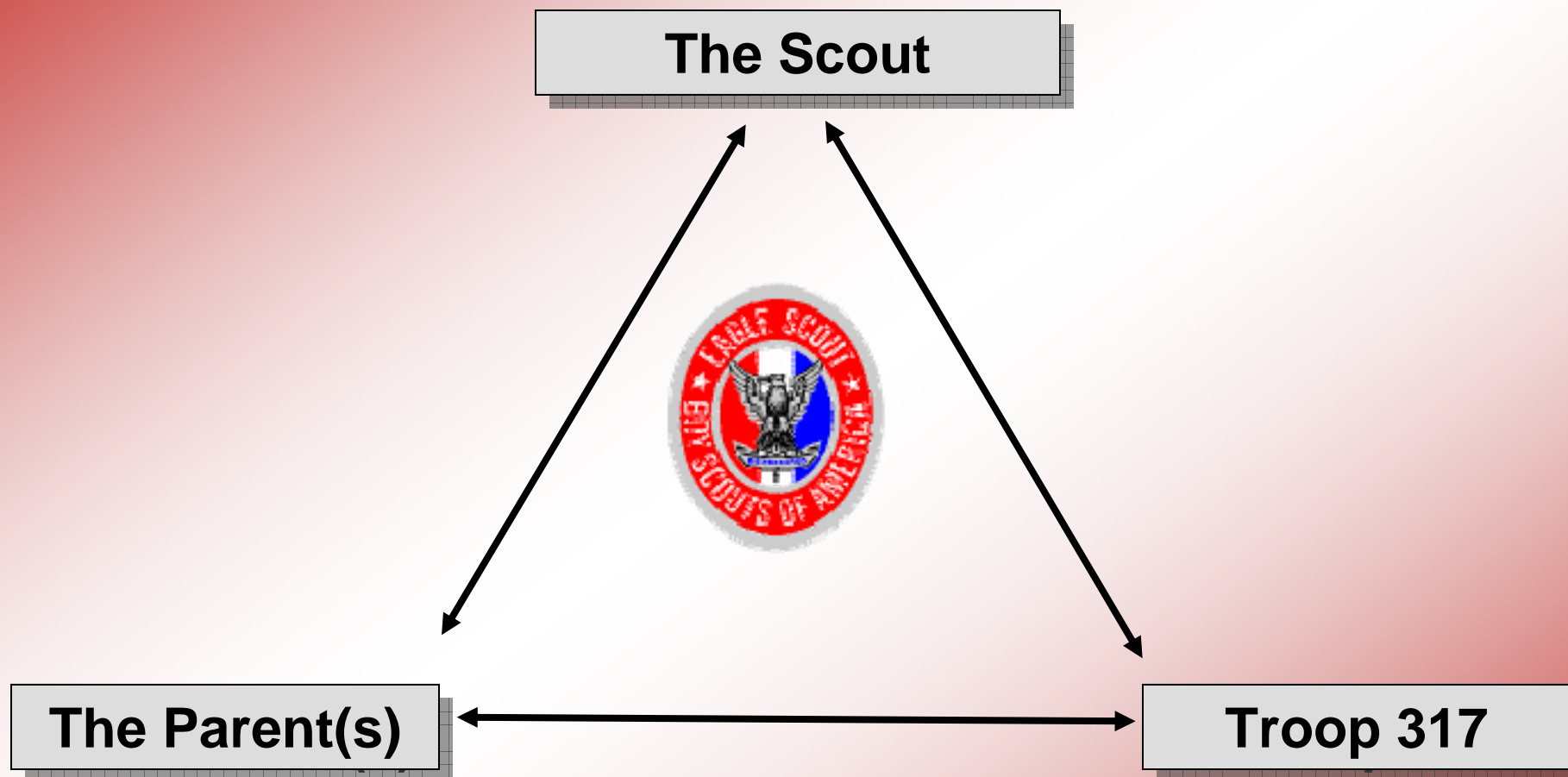
Source: usscouts.org

Eagle Requirements: Sources

- www.usscouts.org
 - Requirements for ranks, merit badges, etc.
- www.miltonbsa.org
 - Programs/Advancement/Eagle's Nest (ESLSP doc.)
- www.troop317.com
 - Eagle Scout Leadership Service Project Presentation
- www.atlantabsa.org
 - Atlanta Area Council. Life to Eagle Guidebook
- Scout Handbook (and recent updates)

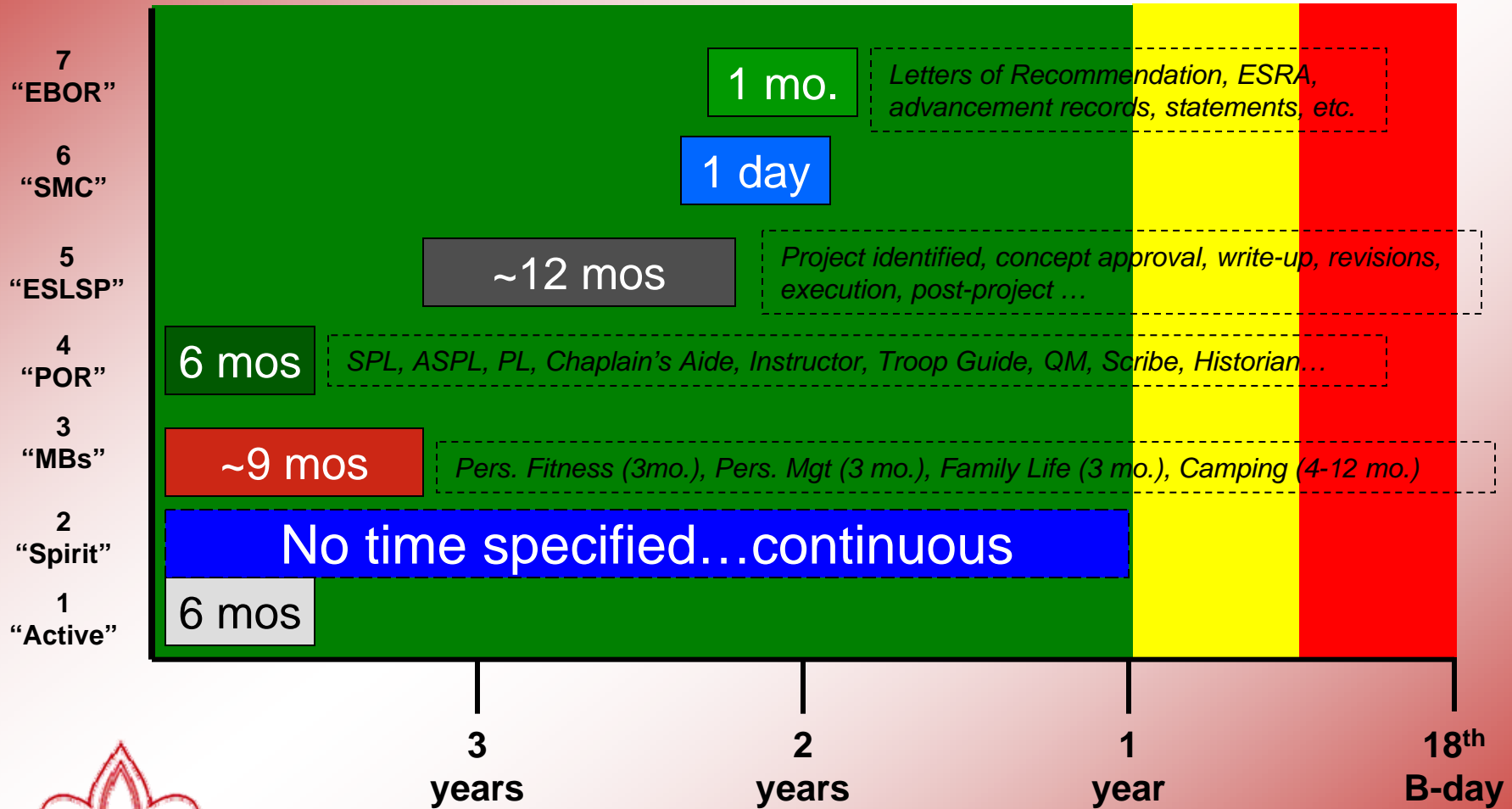


Troop 317 Life to Eagle Partnership



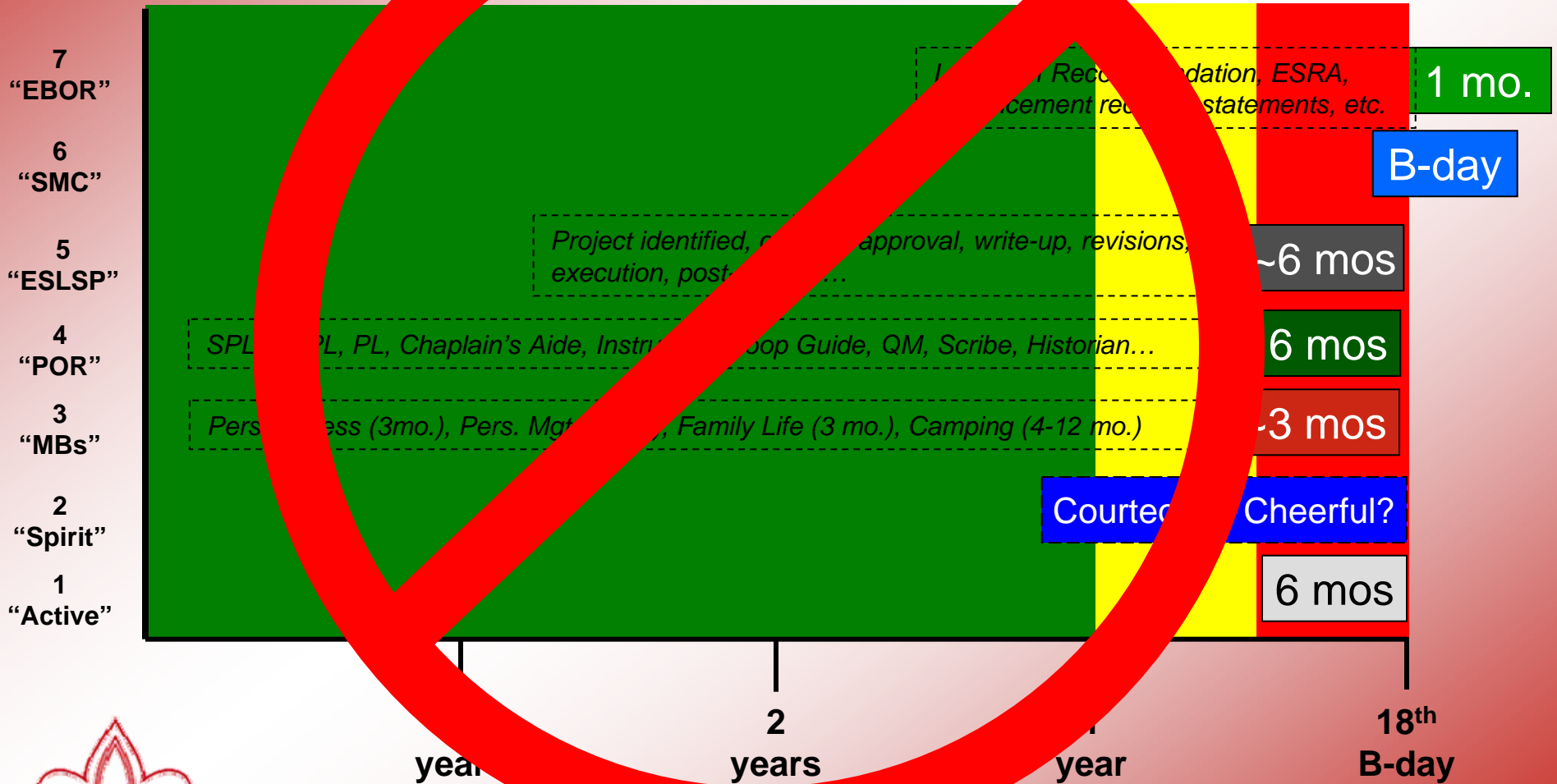
Life to Eagle: Completion in ~2 Years

Minimal Stress, Maximum Joy



Life to Eagle: Completion in <1 Year

Maximum Success, Maximum Joy



Life Scout Activities

- **Life Board of Review**
- **LTE Coordinator assigns/approves LTE Advisor**
 - **Personality match**
 - **Family friend, trusted advisor, mentor, guide**
- **LTE Meeting**
 - Held within 3 months of the Scout reaching Life rank (sooner/later if necessary)
 - Attended by Scout, Scoutmaster, LTE Coordinator, LTE Advisor, Scout Parent(s)
 - Review of Scout's remaining requirements
 - Review of Scout's timeline
 - Encouragement and prayer
 - Serves as a “launching pad” for the Life-to-Eagle process



Life Scout Activities

- **During Life Scout tenure**
 - **CHECK / VERIFY / AUDIT** your records against the Troop records for Merit Badges, Date of Advancements, etc. This information is on the www.troop317.net website. Highlight any differences to Advancement Chair.
 - Regular meetings with LTE Advisor – PLCs, Troop meetings, other meetings as needed (Req't #1,2)
 - Buddy system with another Life Scout (Req't #1,2)
 - Scout completes Merit Badges (Req't #3)
 - Scout serves in a Position of Responsibility (Req't #4)
 - Scout submits list of references (Req't #2)



Eagle Package

- **Eagle Application (see next slide)**
- **Completed and signed Eagle Project write-up**
- **Relevant Attachments (Time Log, etc.)**
- **Statement of Ambitions and Life Purpose**
 - Be mindful of the spiritual implications and the impact you can have on the outside world
 - Talk about your faith, your future, your friends, etc.
- **Positions held in religious institutions, school, camp, community, or other organization in which leadership skills were demonstrated**
- **List awards or honors received during the above service**



Eagle Application

- Use the LATEST form from the Milton District website
- Pay very close attention to all details
- Date of joining
- Advancement Records (on the Troop website)
- References
- Merit Badge dates
- Position(s) of Responsibility – WHILE A LIFE SCOUT

Ask for help if you're not sure



Eagle Scoutmaster Conference

- **Bring your completed Eagle Package to your Eagle SMC**
- **Eagle SMC will consist (generally) of:**
 - **Scoutmaster**
 - **Unit Committee Member**
 - **LTE Advisor**
- **Scoutmaster will sign your book**
- **Scoutmaster will sign your Eagle Application**
- **Troop Committee Chair will sign your Eagle Application**
- **You should retain a copy of the signed Eagle Application (and complete Package)**
- **Troop Representative will retain your original Eagle Application for submission to the Atlanta Area Council**



After your Eagle SMC

- **Plan on Eagle Board of Review, at a minimum of 30 days AFTER you submit your Eagle Package.**
- **Troop Representative will submit your Eagle Package, along with 2 copies, to the Atlanta Area Council for review and Quality Check**
- **Troop Committee requests/receives Letters of Reference**
- **Atlanta Area Council notifies Troop of package approval**
- **Eagle Candidate Family solicits members for Eagle BOR (4 members)**
 - **Coordinate with Troop Committee on participants**
 - **Ask other Life Scout parents, other Troop parents, or members of the community.**
 - **May or may not have a Scouting background**
 - **Should have an understanding of the importance of the BOR**
 - **Inform LTE Coordinator of BOR participant names**
- **LTE Coordinator confirms Candidate readiness with District**
LTE Coordinator submits names of BOR members to District



The Eagle Board of Review

- **The official Eagle Board of Review is different**
 - **4 members (minimum), including a member representing the Milton District**
 - **List of sample questions are available for the Scout to review**
- **A review of your achievements (Scouting and otherwise)**
- **Only one scheduled each month at a District-defined location**
- **Must take place no later than 90 days after your 18th birthday**



The Eagle Scout Leadership Service Project: From A to Z



Eagle Requirement #5

While a Life Scout, plan, develop, and give leadership to others in a service project helpful to any religious institution, school, or community. (The project should benefit an organization other than Boy Scouting.) The project idea must be approved by the organization benefiting from the effort, your Scoutmaster and troop committee and the council or district before you start. You must use the Eagle Scout Leadership Service Project Workbook, BSA publication No. 18-927, in meeting this requirement.



Before You Start the Project

1. **Attend Milton District Life-to-Eagle Seminar**
 - **SAVE YOUR CERTIFICATE**
2. **Consult with LTE Advisor on potential projects**
3. **DECIDE on a project, coordinating timelines with the Benefiting Org**
4. **Provide initial (1-2 paragraph) project proposal to Troop Leadership (Scoutmaster, LTE Coordinator, Troop Committee)**
5. **Discuss project with Benefiting Organization and record approval (no signature necessary)**
6. **Complete the Project Plan (Details, Pictures, Project Phase descriptions, personnel assignments, etc.)**
7. **Consult/Review/Modify Project Plan with LTE Advisor along the way**
8. **Formally Present the Project Plan to the Benefiting Organization and receive their signature approval**
9. **Review Project Plan with and receive signature approval from Scoutmaster and Troop Committee Member**
10. **Submit Project Plan for District Approval**
 - **May require MANY reviews/modifications over weeks or MONTHS**
11. **Receive signature approval from District Advancement Chairman**



Do the Project

1. **Advertise project to Troop, solicit volunteers, perform any necessary fundraising**
2. **Start / Finish Project**
 - **Keep track of EVERYTHING (Receipts, Time Spent, Volunteer Hours, Donations received, changes to the original plan, pictures of activities...EVERYTHING)**
3. **Submit Completed Project for signature approval**
 - **Personal attestation**
 - **Scoutmaster**
 - **Benefiting Organization**
4. **Complete After-Project write-up**
 - **Document what you actually did**
 - **Total hours**
 - **Total finances (including disposition of unused \$\$)**
 - **Project changes**
 - **Final results of project (pictures, description, quotes)**



Expectation

The Milton District expects that a Scout's project reflects his **thoughts**, and his **interests**. The District will work hard to find a way to make your project happen...

...as long as certain criteria are met.



Eagle Project Ideas

- Perimeter Church
- Perimeter School
- Camp All-American
- Autry Mill Nature Center
- Your school
- Other organization that interests YOU
- The WORLD



The Key Criteria



The Scout must show

LEADERSHIP

The project is not **DONE** by the scout, but he **LEADS** the others (scouts, friends, adults) in the project – planning, organizing, staffing, contingencies.



The Eagle Scout Workbook

- The workbook and a guide to the workbook can be found on the Milton District Web Site:
www.miltonbsa.org
- Look for the “Eagle’s Nest” link on the right-hand side of the screen.
- You will find MANY forms of the Eagle Scout Booklet on the Internet, etc. PLEASE use only the one found on the Milton BSA website.

Workbook can be downloaded and saved on your PC



Keys to Project Plan Approval

- Be VERY DETAILED on every part of the project plan.
- Include drawings, maps, estimates of materials and \$ value, “before” photos of the site.
- Estimate the man-hours and number of days to complete the project, broken down into Day 1, 2, 3...
- Provide step-by-step instructions
 - Break down the tasks into groups, or “patrols”.
 - Assign leadership
 - Estimate project effort by tasks



Finances

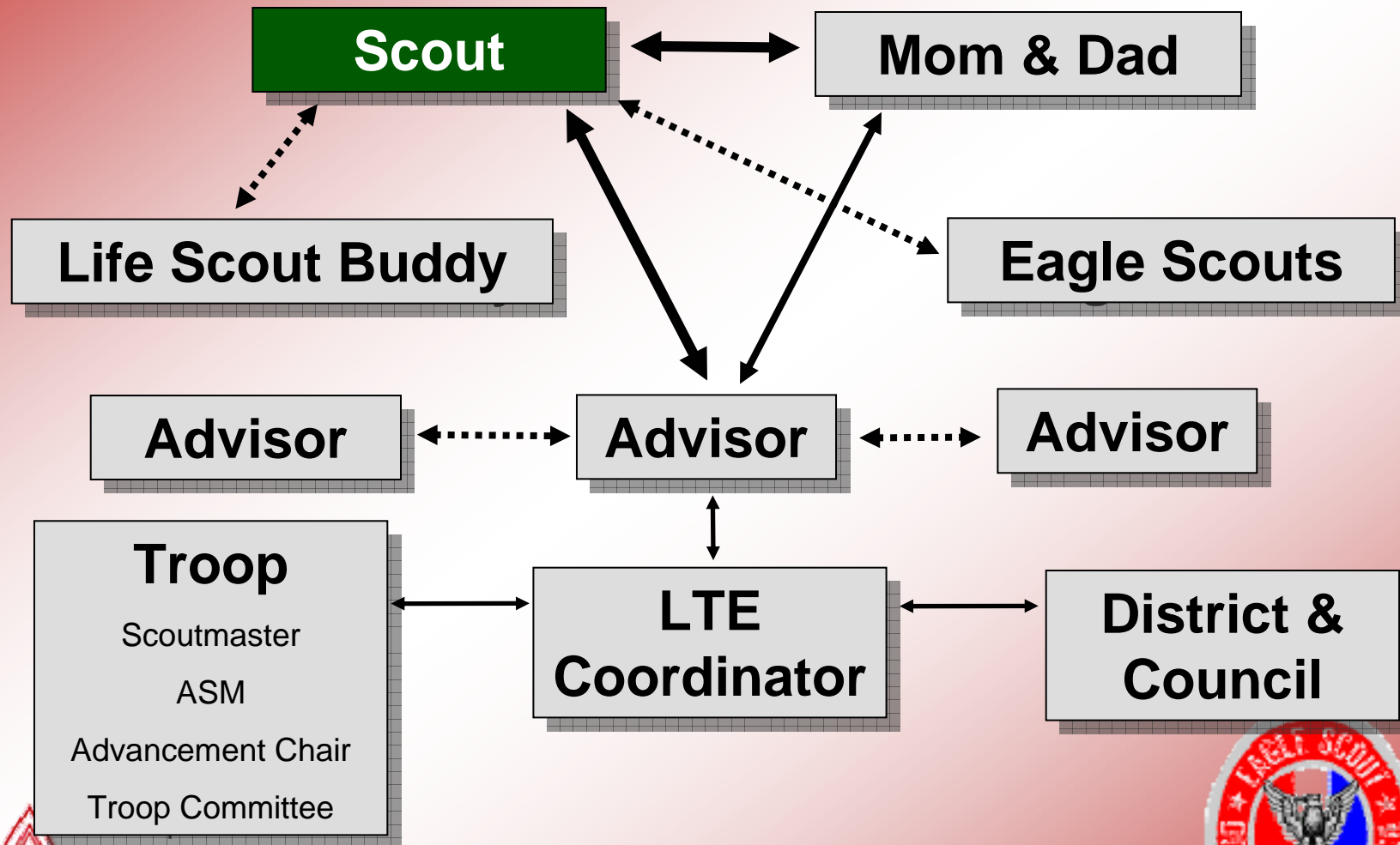
- Fundraising must be done prior to beginning the project work.
- Friends, neighbors, etc.
- Parent donations can not exceed 25%
- Ideas for funding: ANY ideas can be considered.
- No bingo, raffles, gambling, not in-line with BSA.
- Receipts will be provided to donor.
- Verify all fund-raising activity with your LTE Advisor.
- Must list all donations in your Project write-up.
- Have a contingency plan (Plan B)



Summary and Closing Thoughts



Assisting You on the Journey



Help Along the Way

- **Your Mom and Dad**
 - They both manage projects every day, at work & at home.
- **Your LTE Advisor**
 - First person for questions on “how do I?”
 - Points you in the right direction.
 - Finds help for you.
 - Helps you with process and the project details.
 - “Alarm clock”; Wakes you up, helps to remind you about things to do.
 - First-line reviewer for Project Plan.
- **Your LTE Buddy**
 - Another Life Scout “in the same boat”.



Help Along the Way

- **The Troop**
 - **LTE Coordinator**
 - Gets you started with LTE Advisor, ESLSP idea approval
 - Takes care of the paperwork.
 - Deals with groups outside the Troop; District Advancement Chairman, Council office, Community Organizations
 - **Scoutmaster & your Patrol ASM**
 - An additional advisor – always there for you.
 - Special case help – Position of Responsibilities, Scout Spirit.
 - ...
- **Life Scout / Advisor meeting**
 - Bi-monthly, during PLC
 - 1-on-1 with Advisor (~30 mins)
 - Meet with buddy & other Life Scouts (~60 mins)
 - Positive peer pressure
 - Idea generation
 - Advancement opportunities
 - Social



Summary and Closing Thoughts

1. Becoming an Eagle Scout is the Scout's responsibility.
 - You own it!
 - And You will receive the benefit, credit, and honor all your life.
2. Scouts typically do not know how to achieve this goal.
 - Different than the other ranks
 - You just don't get this experience elsewhere – not school, not home
3. You will need help, but you will only get it through your own initiative.
 - Everyone wants to help you.
 - But no one is going to do it for you.
4. EVERYTHING will take LONGER than you think it will – Count on it!!
5. Get Started – Do Something
 - The longer you think about it, the harder it gets.
 - Do something – little bits at a time
 - Don't "freeze out the kicker"!
6. Stay active with the Troop – you will rely on these Scouts for help, encouragement, and labor!



Closing Thoughts

- It CAN be done
 - Nathan Brand, Taylor Forrester, Paul Garrigan, Jack Morrow, Brandon Clark, John Aguilar, Matt Barker, Michael Barker, Gavin Brand
- YOU can do it
 - With focus and determination
- We believe in YOU
 - You have no bigger cheering section than that of your parents and the Troop Adult Leaders

